

- Rotary actuator for
2-way and 3-way ball valves
- Torque 2 Nm
 - Nominal voltage AC/DC 24 V
 - Control Open-close



Technical data

Electrical data	Nominal voltage	AC 24 V, 50/60 Hz DC 24 V
	Power supply range	AC 19.2 ... 28.8 V DC 21.6 ... 28.8 V
	Power consumption	Operation 0.5 W @ nominal torque Dimensioning 0.5 VA
	Connection	Cable 1 m, 3 x 0.75 mm ²
	Parallel operation	Yes (note performance data for supply!)
Functional data	Torque (nominal torque)	Min. 2 Nm @ nominal voltage
	Manual override	Temporary gearing latch
	Running time	35 s / 90° \triangleleft
	Noise level	Max. 45 dB (A)
	Position indication	Mechanical
Safety	Protection class	III Extra-low voltage
	Degree of protection	IP40
	EMC	CE according to 89/336/EEC
	Mode of operation	Type 1 (in acc. with EN 60730-1)
	Rated impulse voltage	0.8 kV (in acc. with EN 60730-1)
	Control pollution degree	3 (in acc. with EN 60730-1)
	Ambient temperature	-7 ... +50 °C
	Medium temperature	+5 ... +100 °C (in ball valve)
	Medium temperature with R4...DK ball valve	+5 ... +130 °C (in ball valve)
	Non-operating temperature	-40 ... +80 °C
Dimensions / Weight	Ambient humidity range	95% r.h., non-condensating (EN 60730-1)
	Maintenance	Maintenance-free
	Dimensions	See «Dimensions» on page 2
	Weight	Approx. 400 g (without ball valve)

Safety notes



- The actuator has been designed for use in stationary heating, ventilation and air conditioning systems and is not allowed to be used outside the specified field of application, especially in aircraft or in any other airborne means of transport.
- It may only be installed by suitably trained personnel.
Any legal regulations or regulations issued by authorities must be observed during assembly.
- The device may only be opened at the manufacturer's site. It does not contain any parts that can be replaced or repaired by the user.
- The device contains electrical and electronic components and is not allowed to be disposed of as household refuse. All locally valid regulations and requirements must be observed.

Product features

- Simple direct mounting** Simple direct mounting on the ball valve with only one screw. The mounting position in relation to the ball valve can be selected in 90° ↺ steps.
- Manual override** Manual operation with lever possible (the gearing is disengaged for as long as the self-resetting lever is pressed).
- Combination valve actuators** Refer to the valve documentation for suitable valves, their permitted media temperatures and closing pressures.

Electrical installation

Wiring diagrams

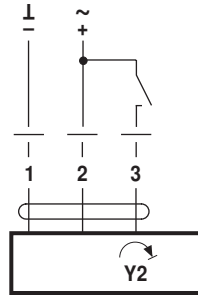
Notes

- Connect via safety isolation transformer.
- Parallel connection of other actuators possible.

Note performance data for supply.

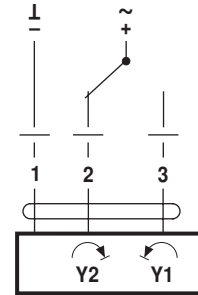


Open-close control (1-wire)



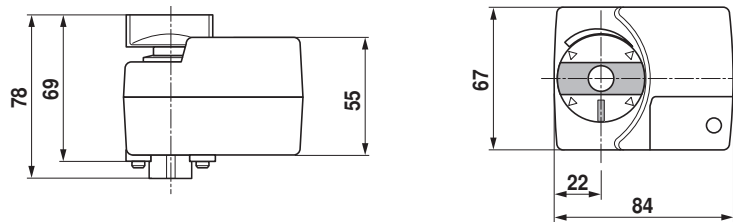
Rotary actuator	Rotary valve
Y2 ↻	A – AB = 0%

Open-close control (2-wire)



Dimensions [mm]

Dimensional drawings



General information

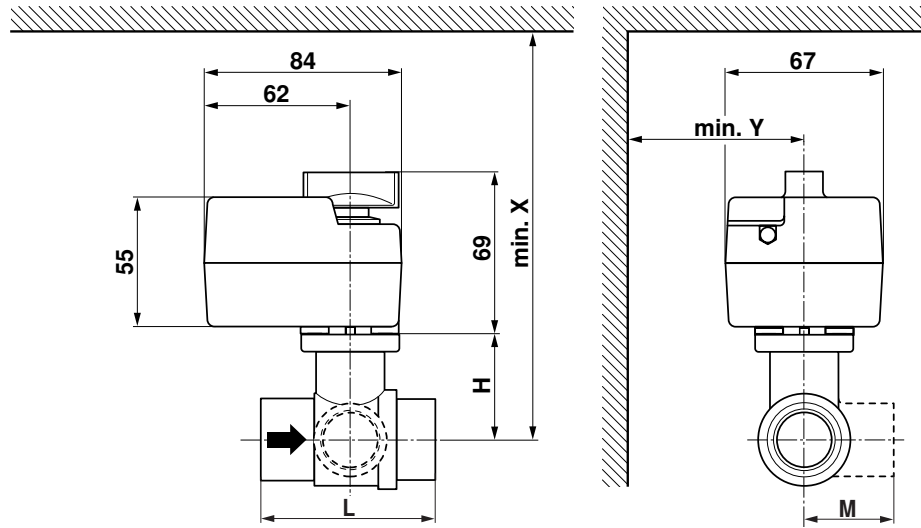
- The actuator switches off for seven seconds in the case of blocking, then attempts to restart. If the blocked condition persists, the actuator attempts to restart once every two minutes a total of 15 times and subsequently once every two hours.

Further documentation

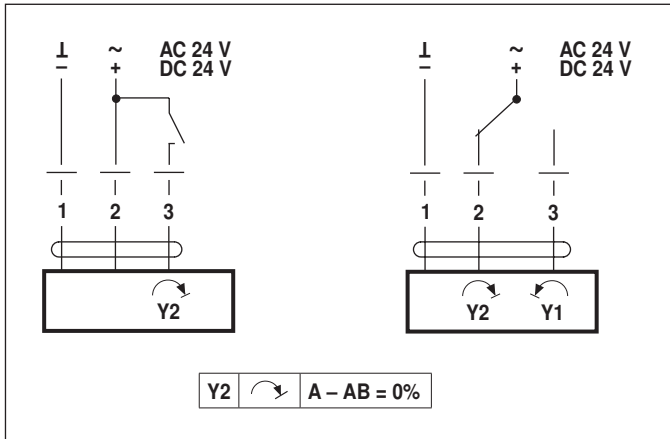
- The complete range of water solutions
- Data sheets for ball valves
- Installation instructions for actuators or ball valves, respectively
- Notes for project planning (hydraulic characteristic curves and circuits, installation regulations, commissioning, maintenance, etc.)






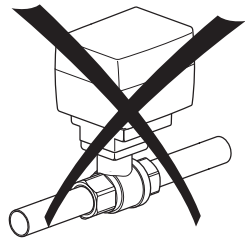
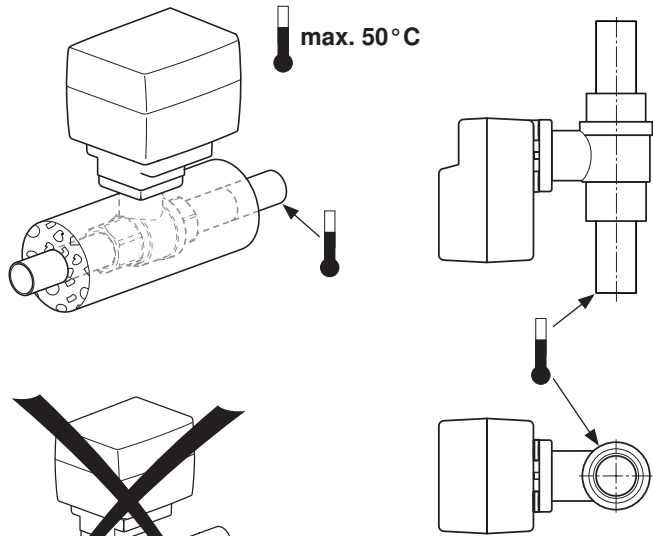
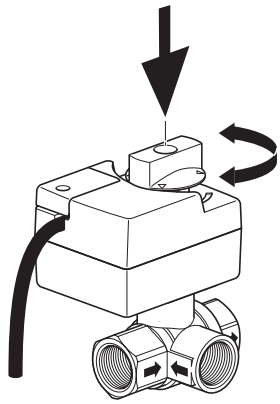
TRD24 (-T)
TR24 (-T)
TRY24



70299-00001.D



		°C	DN		Rp	G	PN	mm			TRD24		TR(Y)24	
			max.	mm				"	"	"	"	L	H	M
R2..K	R3..K	100	10	3/8	3/8			52	35	28	174	75		
R4..K	R5..K	100	10	3/8		3/4		69	31.5	34	171	75		
R2..	R3..	100	15	1/2	1/2			67	45	39			184	75
R4..	R5..	100	15	1/2		1		74	44	38			183	75
R6..R	R7..R	100	15	1/2			6	101.5	45	73			184	80
R4..DK		130	10	3/8		3/4		65	38	13			177	75



	R2..K	R3..K	max. 100°C
	R4..K	R5..K	max. 100°C
	R2..	R3..	max. 100°C
	R4..	R5..	max. 100°C
	R6..R	R7..R	max. 100°C
	R4..DK		max. 130°C

